

# MPP2400N

## Wall Mount, Port Powered Modem Installation and Operating Manual



Kessler-Ellis Products Co.

### Description:

The MPP-2400N Modem is ultra-compact and easy to install. It needs no batteries or AC power because it's designed to run on the DC power provided from the SUPERtrol II interface to which it attaches. The Modem operates at speeds up to 2400 bps. If you are connected to a slower speed modem on the other end of the line, the MPP-2400 automatically "falls back" to match the speed of the slower modem so your data transmission is not interrupted. The MPP-2400 also features automatic answer, so it can operate unattended. It will operate over rotary or touch tone lines since it works in tone or pulse dialing modes. The Modem is very small and simple to install. It offers a standard DB-9 male connector for your RS-232 port connection and an RJ-11 jack for your telephone cabling. The MPP-2400 complies fully with the Hayes Standard AT Command Set and the ITU V.22 bis and V.22 standards, as well as Bell 103 and Bell 212A protocols.

### Features

- Operates on All Telephone Lines
- RS-232 Powered from SUPERtrol II
- 2400 BPS Operation
- Automatic Fallback
- Compatible with All Communications Software
- Automatic Answer
- Tone & Pulse Dialing
- Compact Wall Mount Enclosure
- FCC Approved



MPP2400N

### Table of Contents

Description .....	1
Safety Instructions .....	2
Introduction .....	3
Installation .....	3
Dimensions .....	3
Specifications .....	3
Wiring Terminations .....	3
Typical Application .....	3
Part Number Breakdown .....	3



KESSLER-ELLIS PRODUCTS

10 Industrial Way East

Eatontown, NJ 07724

800-631-2165 • 732-935-1320

Fax 732-935-9344



<http://www.kep.com>



## **SAFETY INSTRUCTIONS**

**The following instructions must be observed.**

- This instrument was designed and is checked in accordance with regulations in force EN 60950 (“Safety of information technology equipment, including electrical business equipment”).  
A hazardous situation may occur if this instrument is not used for its intended purpose or is used incorrectly. Please note operating instructions provided in this manual.
- The instrument must be installed, operated and maintained by personnel who have been properly trained. Personnel must read and understand this manual prior to installation and operation of the instrument.
- The manufacturer assumes no liability for damage caused by incorrect use of the instrument or for modifications or changes made to the instrument.

### **Technical Improvements**

- The manufacturer reserves the right to modify technical data without prior notice.

## INTRODUCTION:

The MPP2400N is a compact and easy to install wall mount modem. It needs no batteries or AC power because it's specially designed to run on extremely low current provided by the flow computer.

The Package Includes:

Make sure that you have the following items. If anything is missing, please contact your supplier.

- MPP2400N
- This User's Manual

## Features:

The MPP2400N offers the following features:

- Operates on all telephone lines
- Operating power is provided by the flow computer
- 2400, 1200 and 300 bps operation
- Automatic fallback
- Compatible with all communications software
- Automatic answer
- Tone and pulse dialing
- Compact size

## INSTALLATION:

To Install The MPP2400N:

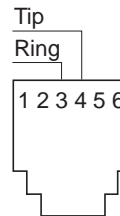
1. Mount the MPP2400N near the flow computer.
2. Connect the RJ-11 jack to the telephone line. Note the phone number.
3. Configure the flow computer RS-232 port with all information necessary for it to operate with the MPP2400N. The flow computer will test that the modem is responding.
4. Dial the telephone number assigned to the MPP2400N and issue properly formatted commands for the flow computer.

## SPECIFICATIONS:

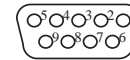
<b>Operation:</b>	Full- or Half-Duplex
<b>Standards:</b>	ITU V.22, V.22 bis, Bell 103/212A
<b>Interface:</b>	RS-232/V.24
<b>Baud Rate:</b>	2400, 1200, 0-300 bps
<b>Command Set:</b>	AT compatible
<b>Dialing:</b>	Tone and Pulse
<b>Transmit Level:</b>	-12 dBm
<b>Receive Sensitivity:</b>	-70 dBm
<b>Dropout Level:</b>	-43 dBm
<b>Operating Temp.:</b>	32 to 104 °F (0 to 40 °C)
<b>Storage Temp.:</b>	-40 to 212 °F (-40 to 100 °C)
<b>Humidity:</b>	10 to 95% (non-condensing)
<b>Connectors:</b>	(1) DB-9 male, (1) RJ-11 female
<b>Power:</b>	7-12VDC (RS-232 pins 8 & 9, 75mA)
<b>Size:</b>	3.0"H x 5.1"W x 2.4" D
<b>Weight:</b>	0.5 lb.

## Wiring Terminations

### RJ-11

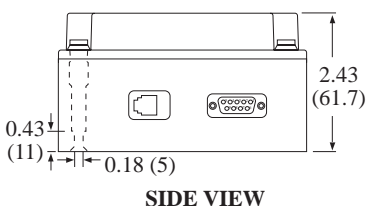
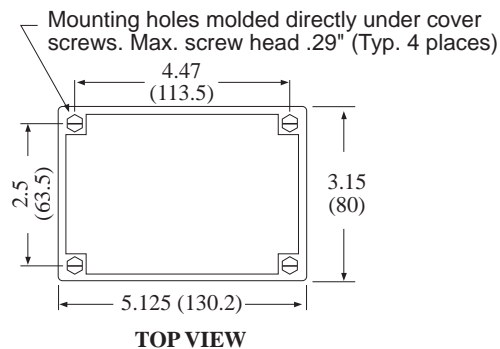


### DB9 RS-232

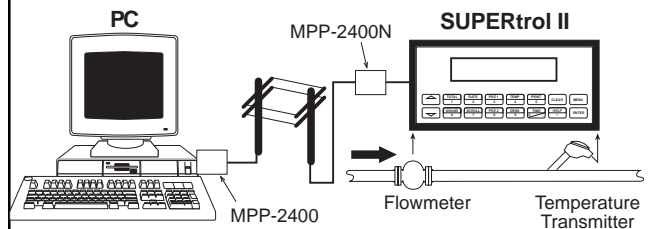


- 1• N.C.
- 2• In From Computer
- 3• Out To Computer
- 4 • N.C.
- 5 • Ground
- 6 • N.C.
- 7 • N.C.
- 8 • N.C.
- 9 • + 6.5V to 12 VDC @75 mA

## Dimensions



## Typical Application



## Part Number Breakdown

### How To Order

**EXAMPLE** MPP2400N

**Series** \_\_\_\_\_

MPP-2400N Wall Mount, Port Powered Modem